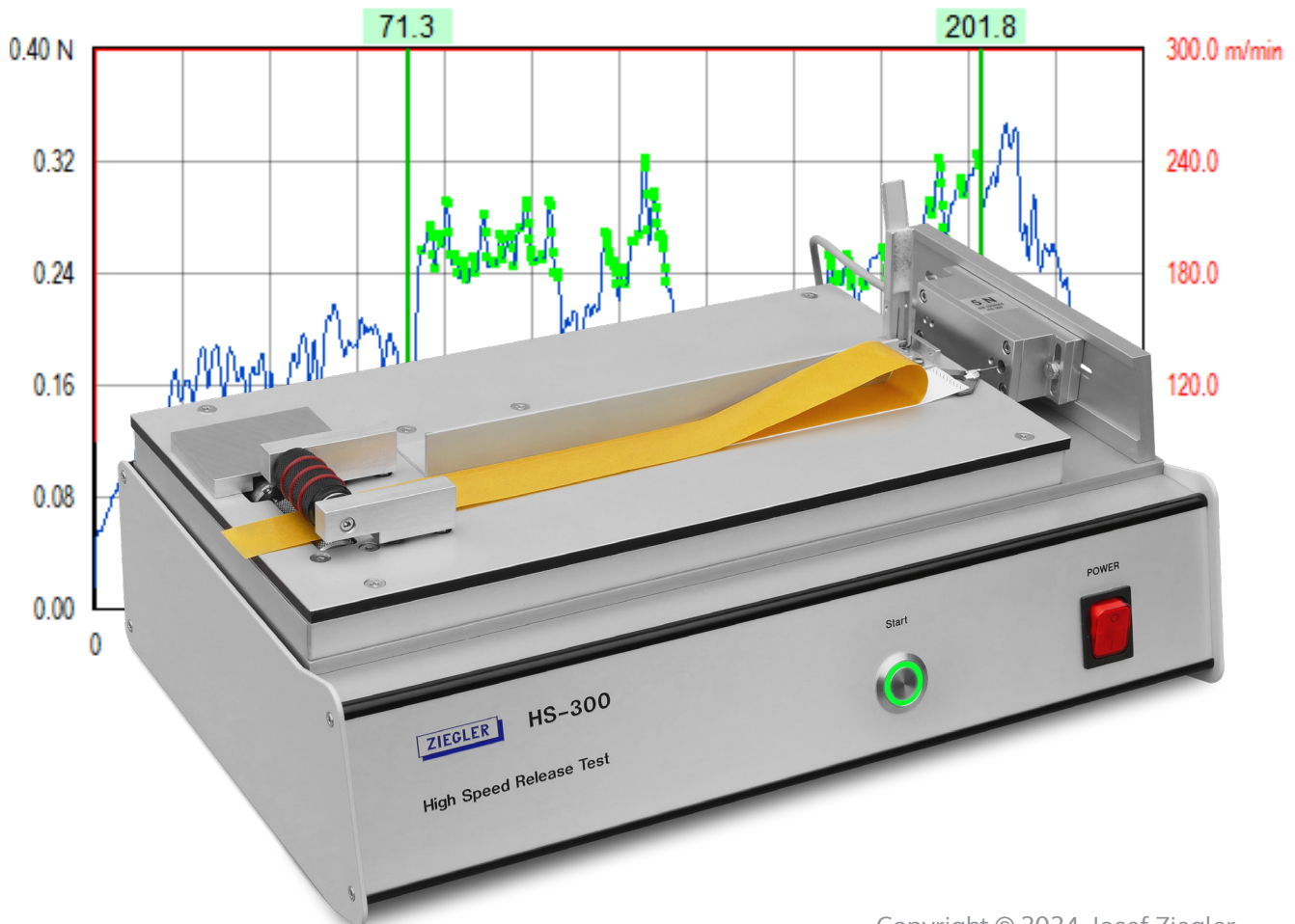


Data Sheet

HS-300

High Speed Release Tester



Copyright © 2024, Josef Ziegler
ZIEGLER Industrie-Elektronik
Guddenstr. 64
80807 Munich, Germany
info@ziegler-tec.de

simple to use – measure precisely – reproducible –
evaluate – protocol – print

Product Description

The ZIEGLER High Speed Release Tester HS-300 is designed as a horizontal tensile tester. Its specifications correspond to the test standards of the FINAT* test method High Speed Release Force FTM 4 (5 - 300 m/min) and are tailored to the requirements of manufacturers, processors and users of adhesive composite materials.

* Fédération internationale des fabricants et transformateurs d'adhésifs et thermocollants sur papiers et autres supports.



Areas of Application

- The device enables the evaluation of the adhesive bond release force that occurs during label production and machine dispensing at common release speeds.
- The use of the FTM 4 allows you a higher validity for label processing than FTM 3.
- Very low values indicate premature delamination of labels during the manufacturing or dispensing process.
- On the other hand, high values can indicate tearing when the punched grid is printed or can lead to dispensing problems with automatic dispensing.

Your Advantages

- Precise readings
- 2000 measuring points along the measuring section
- Unlimited number of measurements
- The software program HighSpeedSoft works with Windows® 10-11
- Maximum comfort when processing your data
- Reproducible measured values
- Clearly designed user interface
- Intuitive with quick info
- Reduces training to a minimum of time
- Fast data transfer
- Clear measurement log with graphic display
- Handy device with low weight (5.8 kg)
- Mobility between different workplaces
- Robust design for laboratory and production applications
- Service and support (we are developers and manufacturers)

Structure of the Device – Technical Specifications

The device is equipped with the following mechanical and electronic components:

<p><u>Force measurement:</u></p>	<p>Highly sensitive strain gauge load cell (measuring cell) with a measuring range of 5 N</p>
<p><u>Drive:</u></p>	<ul style="list-style-type: none"> ▪ High quality brushless motor with Hall sensors ▪ Speed ramp 5 – 300 m/min ▪ Predefined peel speeds: 5, 10, 50, 100, 150, 200, 250, 300 m/min (5m/sec), also 7.62 m/min (300 ipm) ▪ Adjustable trigger speed: In addition to the pull-off speeds listed above, you can also precisely define your own speed value between 5 and 300 m/min in the HS-300 software.
<p><u>Force display:</u></p>	<p>The data of the determined tensile force are evaluated in the HS-300 software both graphically and in the form of a table.</p>
<p><u>Accuracy:</u></p>	<ul style="list-style-type: none"> ▪ Reading Accuracy: < 1% of reading ▪ Measuring range: 5 N, resolution 0.0025 N ▪ Speed: < 2% of selected speed ▪ Path resolution: 0.25 mm > approx. 1000 readings per 250 mm



<u>Connection, dimensions and weight:</u>	<u>Operating voltage:</u>	100 – 240 V/50 – 60 Hz
	<u>Power Consumption:</u>	100 VA
	<u>Fuse:</u>	2 x 4 AT (5 x 20 mm glass tube fuse)
	<u>Dimensions:</u>	Width 400mm x Depth 260mm x Height 200mm
	<u>Weight:</u>	5.8 kg
	<u>Data Connection:</u>	USB port
<u>Data acquisition:</u>	<ul style="list-style-type: none"> ▪ Software HighSpeedSoft for Windows® 10-11 ▪ Data collection ▪ Graphic display ▪ Evaluations ▪ Storage ▪ Print ▪ Individual measurement protocols ▪ Excel Export ▪ Custom options on request 	

<u>Sample:</u>	<u>Sample length:</u>	ca. 600 mm
	<u>Sample width:</u>	50 mm
	<u>Peel length:</u>	280 mm max. (standard)
<u>Maintenance:</u>	<ul style="list-style-type: none"> ▪ The device is maintenance-free. ▪ The calibration report can be created either internally or externally. 	

Operating Principle

The High Speed Release Tester works according to the principle of a horizontal tensile testing machine. Measured values are recorded, evaluated, saved, printed, exported and processed with the HighSpeed-Soft program.


- A rotating roller generates pull-off forces by pulling off the carrier material, which acts as a fixed clamp on a low-displacement strain gage force transducer (load cell).



- The force acting on the load cell is converted into an electrical signal and amplified.

The Measurement Process

1. Start **HighSpeedSoft** on the PC.
2. Guide the test strips along the stop rail to the measuring cell sample clamp.



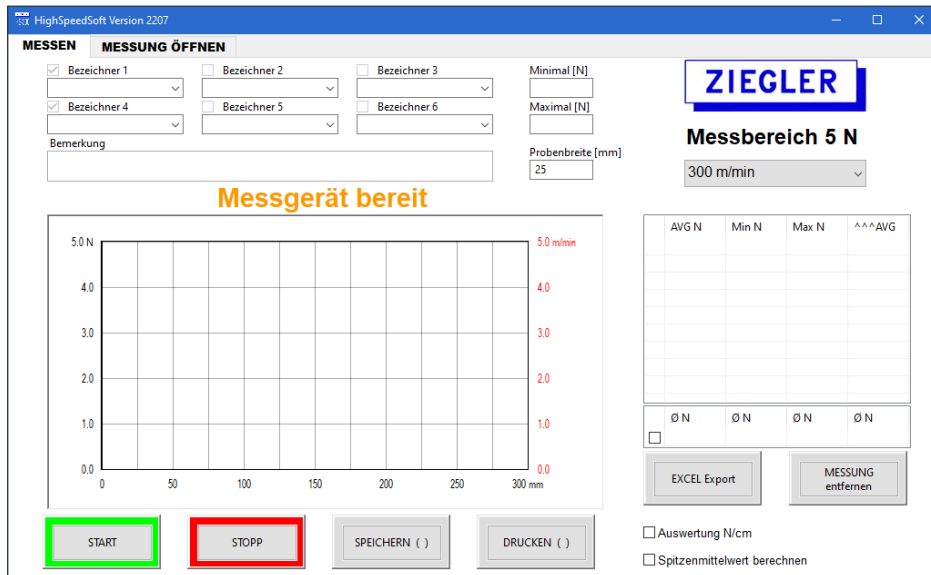
3. Place the end of the test strip centrally on the sample clamp and fix it with the clamping lever. When released, the clamping lever folds back into the starting position.



4. Slide the backing paper into the gap between the rollers.



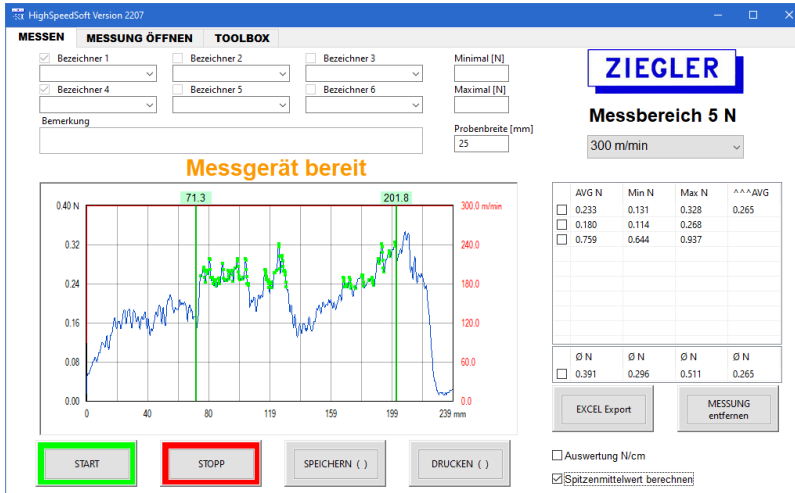
- Clicking the START button in the "HighSpeedSoft" program.



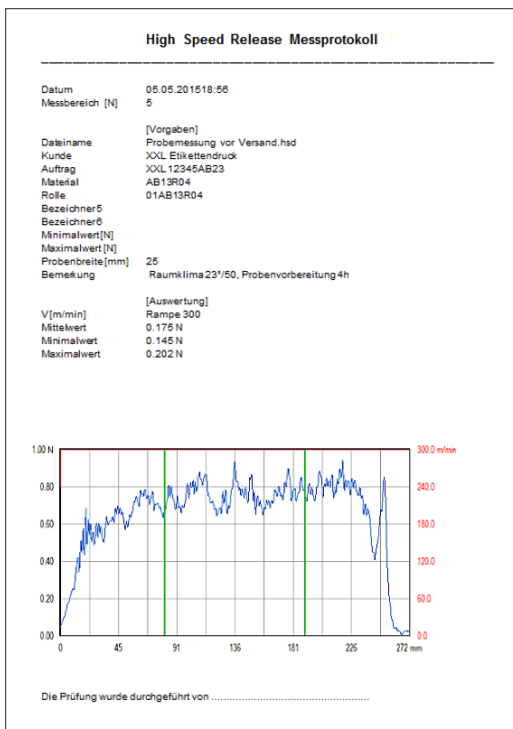
- The indicator lamp of the START button lights up green. Press button - the measurement process is started.



- The current measured values – the AVERAGE, MINIMUM, MAXIMUM VALUE and/or the PEAK AVERAGE VALUE – are evaluated in the HighSpeedSoft program. The average values are also directly evaluated and displayed.



- The measurement can be saved and printed or exported to an Excel spreadsheet.



Scope of Delivery

- High Speed Release Tester HS-300
- Load cell 5 N
- Power cord
- USB cable
- Calibration angle
- Test weight
- User Manual HS-300
- HighSpeedSoft software, compatible with Microsoft Windows® 10-11
- Works test certificate
- CE certificate

Warranty

The manufacturer's warranty is 2 years.

Manufacturer and Copyright

Copyright © 2024
ZIEGLER Industrie-Elektronik
Josef Ziegler
Guddenstr. 64
80807 Munich, Germany

Tel.: +49 89 3131760
FAX: +49 89 3130621
Email: info@ziegler-tec.de
Internet: www.ziegler-tec.de

Publication date: 03.2024

Technical data and equipment are preliminary and correspond to the knowledge on the day of printing. They can be changed at any time and without notice.